Revision Notes.				
R1 -				
APA: -	Drawn:-	Checked:-	Approved:-	Date: -

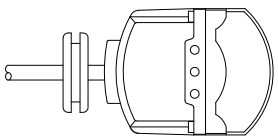

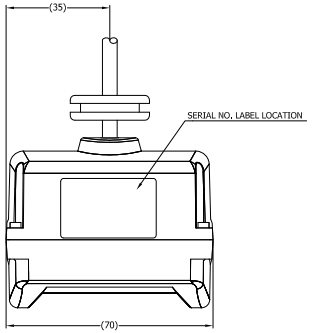

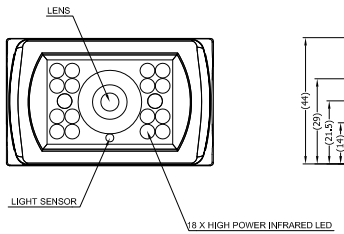

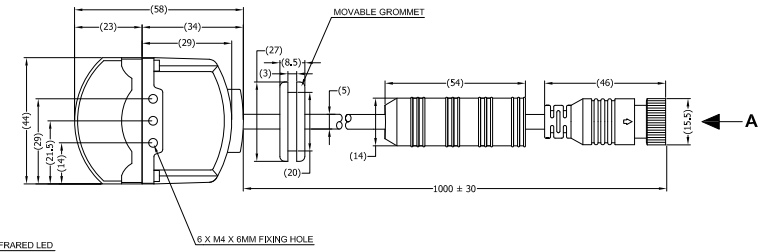

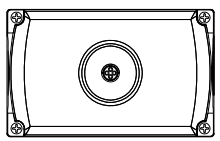

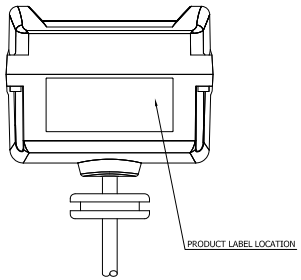

VIEW A

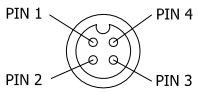

4-PIN FEMALE
MATING FACE

PIN #	WIRE COLOUR	DESCRIPTION
1	RED	12 VDC
2	BLACK	GROUND
3	WHITE	NOT CONNECTED
4	YELLOW	VIDEO

NOTES:
1. FINISH IS BLACK.
2. FOR PRODUCT LABEL REFER TO LATEST REVISION OF DRAWING BE-002486-XX-13.
3. FOR PRODUCT SERIAL NUMBER LABEL REFER TO LATEST REVISION OF DRAWING BE-001323-XX-10.

PROPRIETARY NOTICE
THIS DESIGN AND TECHNICAL INFORMATION APPEARING ON THIS DRAWING IS THE PROPERTY OF BRIGADE ELECTRONICS, AND IS DISCLOSED IN CONFIDENCE. IT IS NOT TO BE COPIED, REPRODUCED, REVEALED TO OR EXPROPRIATED BY OTHERS, EITHER IN WHOLE OR IN PART WITHOUT THE EXPRESS WRITTEN CONSENT OF BRIGADE ELECTRONICS.

BRIGADE®
www.brigade-electronics.com

Assembly Pl Approval	Approved by	Checked by	Drawn by
XINYU HUANG (17/06/13)	B.JOHN	B.CHILDS	M.BUTLER

Angle of Projection	Units	Scale	Released	Assembly Ref
Third Angle	mm	N/A	17/06/13	13201002066

Status	
RELEASED	VBV-790C-C
Part No 3346B	BE-002488-00-13

FrameV2